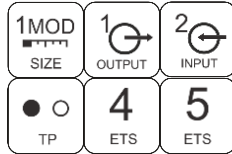



Data sheet

**KNX IO 511 (1O2I)**

(Art. # 5232)

*Switching actuator with 1 output and 2 binary inputs***Application area**

The KNX IO 511 (1O2I) is a compact switching actuator with 1 bi-stable output and 2 binary inputs. The actuator provides the function for universal outputs including scene control, timer, staircase lighting and heating valves (PWM for thermoelectric valve drives).

The inputs can be connected to conventional switches with an external voltage of 12 to 230 V. In ex-factory settings the inputs are connected internally to the actuator. The actuator combined with input B1 serves as a latching relay. Input B2 is used for zero crossing detection.

Two push buttons and three LEDs allow a local operation and a visualization of the device state.

In addition to the output and input channels the device includes 16 independent functions for logic or timer control.

**Technical Specification****Electrical safety**

- Protection (acc. EN 60529): IP 20

**CE marking according to**

- Low voltage directive 2014 / 35 / EU
- EMC directive 2014 / 30 / EU
- RoHS directive 2011 / 65 / EU
- EN 50491-3: 2009
- EN 50491-5-1: 2010
- EN 50491-5-2: 2010, EN 50491-5-3: 2010
- EN 61000-6-2: 2005
- EN 61000-6-3: 2007 + A1: 2011
- EN 50581: 2012

**Environmental requirements**

- Ambient temp. operating: - 5 ... + 45 °C
- Ambient temp. non-op.: - 25 ... + 70 °C
- Rel. humidity (non-condensing): 5 ... 93 %

**Mechanical data**

- Housing: plastic (PC)
- DIN rail mounted device, width: 1 units (18 mm)
- Weight: approx. 60 g

**Controls and indicators**

- 2 buttons and 3 LEDs, multicolor
- KNX programming button with LED (red)

**Power Supply**

- KNX Bus approx. 3 mA

**Connectors**

- Connector for KNX Bus (red / black)
- Pluggable screw connector (3 poles) for actuator
- Pluggable screw connector (3 poles) for inputs

**Output channel (actuator)**

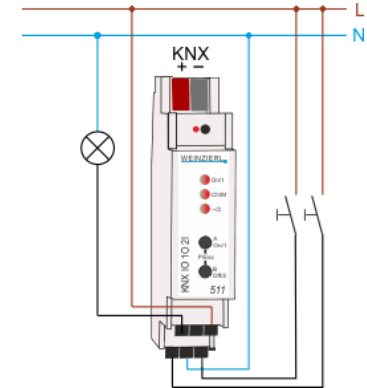
- Relay type: 230V~/8A, bi-stable
- Depending on load type (capacitive or inductive) the switching power can be reduced significantly.

**Input channels (binary in)**

- Voltage: 12 .. 230 V~
- Current: < 1 mA
- Galvanically isolated

**Installation Instructions**

- The device may be used for permanent interior installations in dry locations or within distribution boards with DIN rail.

**WARNING**

- The device must be mounted and commissioned by an authorized electrician.
- The prevailing safety rules must be heeded.
- The device must not be opened.
- For planning and construction of electric installations, the relevant guidelines, regulations and standards of the respective country are to be considered.
- The device is a permanently connected equipment: A readily accessible disconnect device shall be incorporated external to the equipment.
- The installation requires a 16 A fuse for external overcurrent protection.
- The power rating is indicated on the side of the product.

**Weinzierl Engineering GmbH**D-84508 Burgkirchen / Alz  
Germany<http://www.weinzierl.de>  
[info@weinzierl.de](mailto:info@weinzierl.de)