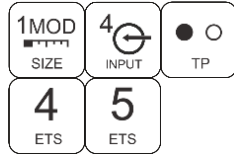
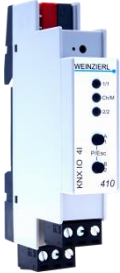


Data sheet

**KNX IO 410 (4I)**

(Art. # 5230)

*Binary input with 4 channels to control lights, shutter etc.***Application area**

The KNX IO 410 (4I) is a compact binary input with 4 channels to control lights, shutter etc. The inputs can be connected to conventional switches with an external voltage of 12 to 230 V. Using as impulse counter is possible as well.

Two push buttons and three LEDs allow a local operation and a visualization of the device state.

In addition to the input channels the device includes 16 independent functions for logic or timer control.

**Technical Specification****Electrical safety**

- Protection (acc. EN 60529): IP 20

**CE marking according to**

- Low voltage directive 2014 / 35 / EU
- EMC directive 2014 / 30 / EU
- RoHS directive 2011 / 65 / EU
- EN 50491-3: 2009
- EN 50491-5-1: 2010
- EN 50491-5-2: 2010
- EN 50491-5-3: 2010
- EN 61000-6-2: 2005
- EN 61000-6-3: 2007 + A1: 2011
- EN 50581: 2012

**Environmental requirements**

- Ambient temp. operating: - 5 ... + 45 °C
- Ambient temp. non-op.: - 25 ... + 70 °C
- Rel. humidity (non-condensing): 5 ... 93 %

**Mechanical data**

- Housing: plastic (PC)
- DIN rail mounted device, width: 1 units (18 mm)
- Weight: approx. 50 g

**Controls and indicators**

- 2 buttons and 3 LEDs, multicolor
- KNX programming button with LED (red)

**Power Supply**

- KNX Bus approx. 3 mA

**Connectors**

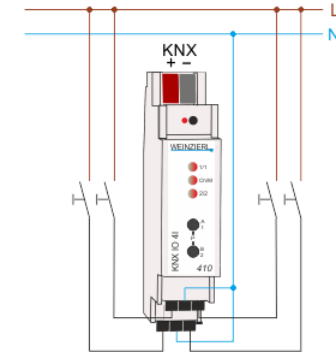
- Connector for KNX Bus (red / black)
- Pluggable screw connector (3 poles) for binary input channel 1 and 2
- Pluggable screw connector (3 poles) for binary input channel 3 and 4
- Cross-section of connectors: 0.34 ... 2.5 mm<sup>2</sup>

**Input channels (binary in)**

- Voltage: 12 ... 230 V<sub>~</sub>
- Current: < 1 mA
- Galvanically isolated
- Signal (DC) shall not exceed 100 ticks per second
- Signal (AC) shall not exceed 10 ticks per second

**Installation Instructions**

- The device may be used for permanent interior installations in dry locations or within distribution boards with DIN rail.

**WARNING**

- The device must be mounted and commissioned by an authorized electrician.
- The prevailing safety rules must be heeded.
- The device must not be opened.
- For planning and construction of electric installations, the relevant guidelines, regulations and standards of the respective country are to be considered.
- The device is a permanently connected equipment: A readily accessible disconnect device shall be incorporated external to the equipment.
- The installation requires a 16 A fuse for external overcurrent protection.
- The power rating is indicated on the side of the product.

**ETS4/5 Database**

[www.weinzierl.de/en/products/410/ets4](http://www.weinzierl.de/en/products/410/ets4)

**Manual**

[www.weinzierl.de/en/products/410/manual](http://www.weinzierl.de/en/products/410/manual)

**CE Declaration**

[www.weinzierl.de/en/products/410/ce-declaration](http://www.weinzierl.de/en/products/410/ce-declaration)



**Weinzierl Engineering GmbH**

D-84508 Burgkirchen / Alz

Germany

[www.weinzierl.de](http://www.weinzierl.de)

[info@weinzierl.de](mailto:info@weinzierl.de)

2019/03/05